



System
Parameters



Certain[®]

Tapered Navigator[®]
System



Tapered Navigator System

The Tapered Navigator System will support the guided placement of Tapered Certain (internal connection) Implants. The system is comprised of a Tapered Navigator Surgical Kit (Figure 1a), Tap Kit (Figure 1b), and Laboratory Kit (Figure 1c). The Surgical and Tap Kits are used by the surgeon for osteotomy preparation and implant placement per the Surgical Plan (protocol) provided by the Surgical Guide manufacturer.

The Navigator System is available in two configurations: the comprehensive Navigator Full and the streamlined Navigator Lite, tailored for short prolongation surgeries. The Tapered Navigator Lite System is a cost-efficient option for guided placement of Tapered Certain Implants with upgrade option for the long-prolongation instrumentation. The Laboratory Kit enables the creation of a fixture-level master cast and pre-fabricated provisional restoration prior to surgery.

The purpose of this document is to provide the system parameters for use in the design of a Surgical Guide and creation of a Surgical Plan that are compatible with the Tapered Navigator System. This document comprises a Technical File governed by the Terms and Conditions of Use available at available at ZimVie.com.

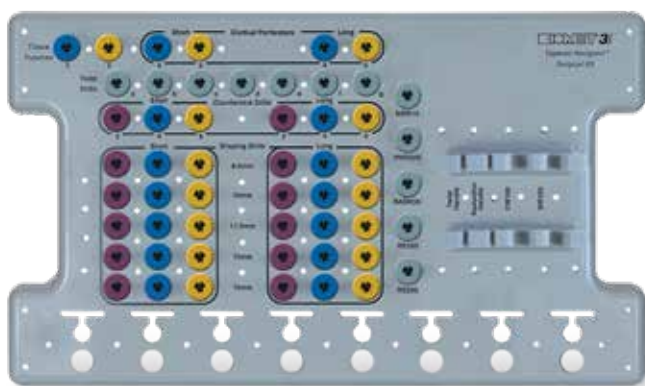


Figure 1a:
Tapered Navigator
Surgical Kit




Figure 1b:
Tapered Navigator
Tap Kit



Figure 1c:
Tapered Navigator
Laboratory Kit

Implant Systems

The Tapered Navigator System can be used to place tapered implants (both platform and non-platform switched) with Certain connection.

The below table lists the implant catalogue numbers that can be placed using the Tapered Navigator Kit.

Table 1: Tapered Implant Specifications

Certain Tapered Implant Catalog #						Implant Diameter (mm)			Implant Length (mm)	Implant Analog Catalog #
Osseotite®	Full Osseotite Titanium Alloy	Full Osseotite CP4	T3® PRO	T3	T3 with DCD®	Body	Collar	Platform		
INT3285	IFNT3285	XIFNT3285	T3ST3285	BOST3285	BNST3285	3.25	3.4	3.4	8.5	IMMILA
INT3210	IFNT3210	XIFNT3210	T3ST3210	BOST3210	BNST3210	3.25	3.4	3.4	10	IMMILA
INT3211	IFNT3211	XIFNT3211	T3ST3211	BOST3211	BNST3211	3.25	3.4	3.4	11.5	IMMILA
INT3213	IFNT3213	XIFNT3213	T3ST3213	BOST3213	BNST3213	3.25	3.4	3.4	13	IMMILA
INT3215	IFNT3215	XIFNT3215	T3ST3215	BOST3215	BNST3215	3.25	3.4	3.4	15	IMMILA
INT485	IFNT485	XIFNT485	T3ST485	BOST485	BNST485	4.0	4.1	4.1	8.5	IILA20
INT410	IFNT410	XIFNT410	T3ST410	BOST410	BNST410	4.0	4.1	4.1	10	IILA20
INT411	IFNT411	XIFNT411	T3ST411	BOST411	BNST411	4.0	4.1	4.1	11.5	IILA20
INT413	IFNT413	XIFNT413	T3ST413	BOST413	BNST413	4.0	4.1	4.1	13	IILA20
INT415	IFNT415	XIFNT415	T3ST415	BOST415	BNST415	4.0	4.1	4.1	15	IILA20
INT585	IFNT585	XIFNT585	T3ST585	BOST585	BNST585	5.0	5.0	5.0	8.5	IILAW5
INT510	IFNT510	XIFNT510	T3ST510	BOST510	BNST510	5.0	5.0	5.0	10	IILAW5
INT511	IFNT511	XIFNT511	T3ST511	BOST511	BNST511	5.0	5.0	5.0	11.5	IILAW5
INT513	IFNT513	XIFNT513	T3ST513	BOST513	BNST513	5.0	5.0	5.0	13	IILAW5
INT515	IFNT515	XIFNT515	T3ST515	BOST515	BNST515	5.0	5.0	5.0	15	IILAW5

Certain Tapered (Platform Switched) Implant Catalog #				Implant Diameter (mm)			Implant Length (mm)	Implant Analog Catalog #
Osseotite	T3 PRO	T3	T3 with DCD	Body	Collar	Platform		
XIITP4385	T3PT4385	BOPT4385	BNPT4385	4.0	4.1	3.4	8.5	IMMILA
XIITP4310	T3PT4310	BOPT4310	BNPT4310	4.0	4.1	3.4	10	IMMILA
XIITP4311	T3PT4311	BOPT4311	BNPT4311	4.0	4.1	3.4	11.5	IMMILA
XIITP4313	T3PT4313	BOPT4313	BNPT4313	4.0	4.1	3.4	13	IMMILA
XIITP4315	T3PT4315	BOPT4315	BNPT4315	4.0	4.1	3.4	15	IMMILA
XIITP5485	T3PT5485	BOPT5485	BNPT5485	5.0	5.0	4.1	8.5	IILA20
XIITP5410	T3PT5410	BOPT5410	BNPT5410	5.0	5.0	4.1	10	IILA20
XIITP5411	T3PT5411	BOPT5411	BNPT5411	5.0	5.0	4.1	11.5	IILA20
XIITP5413	T3PT5413	BOPT5413	BNPT5413	5.0	5.0	4.1	13	IILA20
XIITP5415	T3PT5415	BOPT5415	BNPT5415	5.0	5.0	4.1	15	IILA20

Master Tubes

The Master Tubes are available in two diameters (4 and 5 mm) and one height (4 mm). Each Master Tube has a “body” and a “lip” as shown in Figure 2. The Master Tube body height is 3.75 mm and the lip height is 0.25 mm. The outer diameter of the lip is larger than that of the body so that the bottom of the lip can rest against the top of the Surgical Guide at each implant site (Table 2). As shown in Figure 3, the 4 and 5 mm diameter Master Tubes are anodized in blue and yellow, respectively, to differentiate the diameters. Note that the Master Tubes contain two reference slots (180° apart) as can be seen in Figure 3.

Note: Securely bond each Master Tube in the Surgical Guide and be sure to avoid getting any bonding agent inside the Master Tubes. Due to the tight tolerances between the Master Tubes and Drills/Drill Guide Tubes, bonding agent inside of the Master Tubes can cause the Drills/Drill Guide Tubes to bind in the Master Tubes.



Figure 2: Master Tube Features




Figure 3: Master Tubes (Diameter/Length) 4/4, 5/4

Table 2: Master Tube Dimensions

Master Tube Catalog #	Master Tube Diameter / Length	Lip O.D.		Body O.D.		Lip Height		Body Height	
		(in)	(mm)	(in)	(mm)	(in)	(mm)	(in)	(mm)
SGMT44	4/4	0.220	5.59	0.204	5.18	0.010	0.25	0.147	3.75
SGMT54	5/4	0.258	6.55	0.242	6.15	0.010	0.25	0.147	3.75

Fixation Tube

Fixation Tubes are designed to be compatible with 2 mm diameter bone screws and are inserted into the guides to provide fixation of the guide during surgery. The dimensions for the Fixation Tube are specified in Table 3.



Figure 4: Fixation Tube

Table 3: Fixation Tube Dimensions

Fixation Tube Catalog #	Body O.D.		Body Height	
	(in)	(mm)	(in)	(mm)
SGFT24	0.120	3.05	0.157	3.99

Navigator System Instrumentation

Tapered Navigator Surgical Kit

The Surgical Kit includes surgical tools for osteotomy preparation and implant placement. The following provides a brief description of the instrumentation in the Surgical Kit (as shown in Figure 5).




Figure 5: Surgical Kit Instrumentation

Tissue Punches – Are available in two diameters (4 and 5 mm) and one length. The Tissue Punches are not depth-specific because they are intended to be progressed through the Master Tubes until they contact bone. They do, however, have depth indication for reference. The laser line and top of the body designate the short and long prolongations, respectively (Figure 5a).

Cortical Perforators – Are available in two diameters (4 and 5 mm) and two prolongations (short and long). They are depth-specific and are intended to be progressed until the flange contacts the Master Tube (Figure 5b).

Twist Drills – Are available in one diameter (1.9 mm) and seven lengths (a – g). They are used in conjunction with the Twist Drill Positioning Handle. The Twist Drills are depth-specific and are intended to be progressed until the flange contacts the Drill Guide Tube of the Handle (Figure 5c).

Drill Positioning Handles – Are available in two configurations; a double-sided Twist Drill Positioning Handle used with the Twist Drills and a single-sided Reduction Handle used with the 4 mm Shaping Drills. The handles contain Drill Guide Tubes (or reduction bushings) which temporarily decrease the effective diameter of the Master Tube. The Drill Guide Tubes within the Twist Drill Positioning Handle are designed to guide a 1.9 mm Twist Drill, and are sized to fit into the 4 and 5 mm Master Tubes. The Drill Guide Tube within the Reduction Handle is designed to guide a 4 mm Shaping Drill, and is sized to fit into a 5 mm Master Tube (Figure 5d and 5e).

Countersink Drills – Are available in three diameters (3.4, 4.1, and 5.0 mm) and two prolongations (short and long). They are depth-specific and are intended to be progressed until the flange contacts the Master Tube (Figure 5f).

Shaping Drills – Are available in three diameters (3.4, 4.1, and 5.0 mm), five lengths (8.5, 10, 11.5, 13, and 15 mm) and two prolongations (short and long). They are depth-specific and are intended to be progressed until the flange contacts the Master Tube. Note: In some cases (as specified by the Surgical Plan) the 4 mm Shaping Drills will be used in combination with a Reduction Handle and therefore, the Shaping Drill will be progressed until the flange contacts the Drill Guide Tube within this Handle (Figure 5g).

Implant Mounts – Are available in three diameters (3.4, 4.1, and 5.0 mm) and two prolongations (short and long). They are depth-specific and are intended to be progressed until the flange contacts the Master Tube (Figure 5h).

Bone Profilers – Are available in three diameters (3.4, 4.1, and 5.0 mm) (Figure 5i).

Tapered Navigator Tap Kit

The Tap Kit includes Bone Taps. The taps are available in three diameters (3.4, 4.1, and 5.0 mm), five lengths (8.5, 10, 11.5, 13, and 15 mm), and two prolongations (short and long). They are depth-specific and are intended to be progressed until the flange contacts the Master Tube (Figure 6).

Tapered Navigator Laboratory Kit

The Laboratory Kit includes Analog Mounts for preparing a fixture-level master cast. The Analog Mounts are available in three diameters (3.4, 4.1 and 5.0 mm), and two prolongations (short and long) (Figure 7).



Figure 6: Bone Tap



Figure 7: Analog Mount

System Parameters

The system parameters and stack-ups are defined in this section.

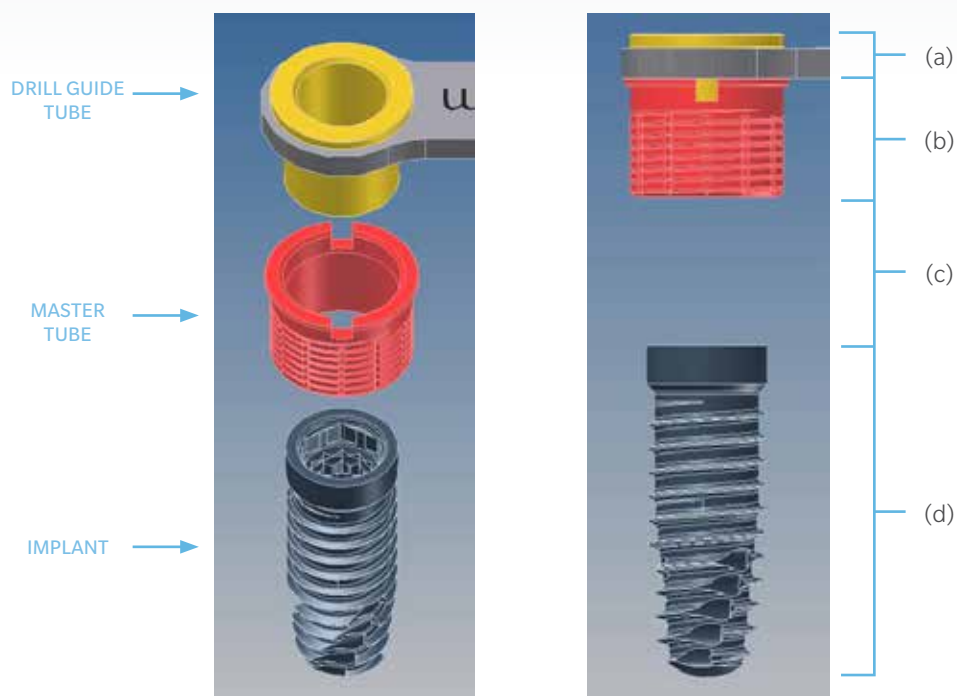


Figure 8: System Stack-ups

Following are the descriptions of dimensions (a), (b), (c), and (d):

- (a) Thickness of the Drill Guide Tube flange and Drill Positioning Handle = 1.5 mm
- (b) Master Tube height = 4 mm
- (c) Prolongation = 5 mm or 8 mm (Short, "S", or Long, "L", respectively)
- (d) Implant length = 8.5, 10, 11.5, 13, or 15 mm (catalog length, not actual length)
- [(b) + (c)] Mount length = 9 mm or 12 mm (Short, "S", or Long, "L", respectively)
- [(b) + (c) + (d)] Overall cutting length for the final Shaping Drill and Bone Taps
- [(a) + (b) + (c) + (d)] Overall cutting length for the Twist Drills

Table 4 provides the overall cutting length [(a) + (b) + (c) + (d)] and the mount length [(b) + (c)] for a given combination of implant length and prolongation.

Table 4: Twist Drill and Mount Length Stack-ups

Implant Catalog Length	Actual Implant Length (mm)	Prolongation	MT Body	MT Lip	Total MT Height	Handle	Cutting Length / (twist drill)	Mount Length
8.5	8.128	5	3.75	0.25	4	1.5	18.63 (a)	(S)
8.5	8.128	8	3.75	0.25	4	1.5	21.63 (c)	(L)
10	9.627	5	3.75	0.25	4	1.5	20.13 (b)	(S)
10	9.627	8	3.75	0.25	4	1.5	23.12 (d)	(L)
11.5	11.125	5	3.75	0.25	4	1.5	21.63 (c)	(S)
11.5	11.125	8	3.75	0.25	4	1.5	24.63 (e)	(L)
13	12.624	5	3.75	0.25	4	1.5	23.12 (d)	(S)
13	12.624	8	3.75	0.25	4	1.5	26.12 (f)	(L)
15*	14.630	5	3.75	0.25	4	1.5	24.63 (e)	(S)
15	14.630	8	3.75	0.25	4	1.5	28.13 (g)	(L)

Note: The drill tip length is not included in the drill cutting length calculations. To account for the actual cutting depth, an additional 0.6 mm should be added to the overall cutting length for the Twist Drills and Shaping Drills.




Figure 9: Cutting Length and Drill Tip Length

*The initial Twist Drill, 24.63 (e) used for the 15 mm length implants at a short prolongation (5) drill approximately 0.5 mm short of the implant length. The subsequent Shaping Drills drill to the full length of the implant.

Surgical Guide Design and Surgical Protocol Specification

Following are the steps for determining the prolongation and creating the surgical protocol for a particular implant site:

Step 1 – Determine the minimum prolongation at each implant site by assessing the tissue thickness and/or distance away from the adjacent teeth. Select the closest corresponding prolongation (5 or 8 mm) which is equal to or greater than the minimum prolongation. Note: The implant site cannot be supported if the minimum prolongation exceeds 8 mm.

Step 2 – Using the charts in Appendix A and B, create a surgical protocol by referencing the appropriate implant type and prolongation. Figure 10 is an example of one of these charts. For the specified implant and prolongation, the respective Master Tube, Surgical Plan, and laboratory components are provided.

Note: *The Master Tube is not to be incorporated into the final Surgical Plan.*

Step 3 – At each site the Surgical Guide must contain an access hole to accept the corresponding Master Tube and a platform for the Master Tube lip to rest on. Note: The platform must be parallel to the implant seating surface.

Implant Type: INT51 1, IFNT511, XIFNT511, BOST51 1, BNST51 1		
Implant Diameter: 5 mm	Implant Length: 11.5 mm	
Prolongation	Short	Long
Master Tube	5 mm	5 mm
Tissue Punch	5	5
Cortical Perforator	5(S)	5(L)
Twist Drill/Handle - Side	c / T - 5	e / T - 5
Countersink Drill	5(S)	5(L)
Shaping Drill [^]	4 x 11.5 (S)/R*	4 x 11.5 (L)/R*
Shaping Drill [^]	-----	-----
Shaping Drill	5 x 8.5 (S)	5 x 11.5 (L)
Shaping Drill	5 x 11.5 (S)	-----
Tap [^]	5 x 11.5 (S)	5 x 11.5 (L)
Implant Mount	5(S)	5(L)
Bone Profiler	5	5
Analog Mount	5(S)	5(L)
Analog Type	IILAW5	IILAW5

Figure 10: Example Reference Chart

[^]These additional steps are required for dense bone.

*R designates that the Reduction Handle **must** be used during this step.

Note: The Navigator system is available in two configurations: the comprehensive Navigator Full and the streamlined Navigator Lite, tailored for short prolongation surgeries. We kindly remind clinicians to inform their dental lab partners about the specific kit they possess. For those equipped with the Navigator Lite, it's imperative that labs are notified to exclusively plan cases for short prolongation guides. Similarly, we encourage dental labs to proactively verify with their clinician customers which Navigator Kit version they have, ensuring the surgical guide is accurately tailored for their needs.

Sample Tapered Navigator System Surgical Plan



Patient Name: Christopher Froome Order ID Number: 042378 Clinician Name/Contact: Dr. D. Brailsford			Date Surgical Plan Created: 5/1/2020		
Instrument Speed Recommendations: <ul style="list-style-type: none"> Tissue Punch = 300 rpm Cortical Perforator and Twist Drill = 1200 rpm Countersink Drill and Shaping Drills = 800 rpm Bone Tap and Implant Placement = 20 rpm 			Notes:		
Implant Label	#1	#2	#3	#4	#5
Implant Catalog Code	INT515	XIITP4315	BOST413	INT3215	BNST3210
Implant Catalog Diameter (mm)	5	4	4	3.25	3.25
Implant Catalog Length (mm)	15	15	13	15	10
Implant Placement					
Prolongation	Short	Long	Long	Short	Long
Tissue Punch	5	4	4	4	4
Cortical Perforator	5(S)	4(L)	4(L)	4(S)	4(L)
Twist Drill/Handle - Side	e/T - 5	g/T - 4	f/T - 4	e/T - 4	d/T - 4
Countersink Drill	5(S)	4(L)	4(L)	3(S)	3(L)
Shaping Drill [^]	4 x 11.5 (S) / R*	3.25 x 13 (L)	3.25 x 13 (L)	-----	-----
Shaping Drill [^]	4 x 15 (S) / R*	-----	-----	-----	-----
Shaping Drill	5 x 10 (S)	4 x 10 (L)	4 x 13 (L)	3.25 x 10 (S)	3.25 x 10 (L)
Shaping Drill	5 x 15 (S)	4 x 15 (L)	-----	3.25 x 15 (S)	-----
Tap [^]	5 x 15 (S)	4 x 15 (L)	4 x 13 (L)	3.25 x 15 (S)	3.25 x 10 (L)
Implant Mount	5(S)	3(L)	4(L)	3(S)	3(L)
Bone Profiler	5	-----	4	3	3
Analog Placement					
Analog Mount	5(S)	3(L)	4(L)	3(S)	3(L)
Analog Type	IILAW5	IMMILA	IILA20	IMMILA	IMMILA

[^]These additional steps are required for dense bone.

*R designates that the Reduction Handle **must** be used during this step.

An optional surgical protocol for the T3 PRO Implant system is available, detailed in Appendix B. This protocol has been developed to take advantage of the unique macro design of the T3 PRO, enabling higher final seating torque. Clinicians can switch from the standard protocol (outlined in Appendix A) to the optimized protocol (Appendix B) during surgery, based on the clinical scenario and when a higher insertion torque is desired.

Appendix A: Guided Surgical Protocols (Tapered T3 PRO, T3, Osseotite Implants)

The charts are organized by implant diameter, length, and type (Platform and Non-Platform Switched). Within each chart are the protocols for the short and long prolongation stack-ups. The following rules apply:


^These additional steps are required for dense bone.

*R designates that the Reduction Handle **must** be used during this step.

Certain Connection (Non-Platform Switched) – 3.25 mm

Implant Type: INT3285, IFNT3285, XIFNT3285, BOST3285, BNST3285, T3ST3285		
Implant Diameter: 3.25 mm	Implant Length: 8.5 mm	
Prolongation	Short	Long
Master Tube	4 mm	4 mm
Tissue Punch	4	4
Cortical Perforator	4(S)	4(L)
Twist Drill/Handle - Side	a / T - 4	c / T - 4
Countersink Drill	3(S)	3(L)
Shaping Drill^	----	----
Shaping Drill^	----	----
Shaping Drill	3.25 x 8.5 (S)	3.25 x 8.5 (L)
Shaping Drill	----	----
Tap^	3.25 x 8.5 (S)	3.25 x 8.5 (L)
Implant Mount	3(S)	3(L)
Bone Profiler	3	3
Analog Mount	3(S)	3(L)
Analog Type	IMMILA	IMMILA

Implant Type: INT3210, IFNT3210, XIFNT3210, BOST3210, BNST3210, T3ST3210		
Implant Diameter: 3.25 mm	Implant Length: 10 mm	
Prolongation	Short	Long
Master Tube	4 mm	4 mm
Tissue Punch	4	4
Cortical Perforator	4(S)	4(L)
Twist Drill/Handle - Side	b / T - 4	d / T - 4
Countersink Drill	3(S)	3(L)
Shaping Drill^	----	----
Shaping Drill^	----	----
Shaping Drill	3.25 x 10 (S)	3.25 x 10 (L)
Shaping Drill	----	----
Tap^	3.25 x 10 (S)	3.25 x 10 (L)
Implant Mount	3(S)	3(L)
Bone Profiler	3	3
Analog Mount	3(S)	3(L)
Analog Type	IMMILA	IMMILA



Implant Type: INT3211, IFNT3211, XIFNT3211, BOST3211, BNST3211, T3ST3211		
Implant Diameter: 3.25 mm	Implant Length: 11.5 mm	
Prolongation	Short	Long
Master Tube	4 mm	4 mm
Tissue Punch	4	4
Cortical Perforator	4(S)	4(L)
Twist Drill/Handle - Side	c / T - 4	e / T - 4
Countersink Drill	3(S)	3(L)
Shaping Drill^	-----	-----
Shaping Drill^	-----	-----
Shaping Drill	3.25 x 8.5 (S)	3.25 x 11.5 (L)
Shaping Drill	3.25 x 11.5 (S)	-----
Tap^	3.25 x 11.5 (S)	3.25 x 11.5 (L)
Implant Mount	3(S)	3(L)
Bone Profiler	3	3
Analog Mount	3(S)	3(L)
Analog Type	IMMILA	IMMILA

Implant Type: INT3213, IFNT3213, XIFNT3213, BOST3213, BNST3213, T3ST3213		
Implant Diameter: 3.25 mm	Implant Length: 13 mm	
Prolongation	Short	Long
Master Tube	4 mm	4 mm
Tissue Punch	4	4
Cortical Perforator	4(S)	4(L)
Twist Drill/Handle - Side	d / T - 4	f / T - 4
Countersink Drill	3(S)	3(L)
Shaping Drill^	-----	-----
Shaping Drill^	-----	-----
Shaping Drill	3.25 x 10 (S)	3.25 x 13 (L)
Shaping Drill	3.25 x 13 (S)	-----
Tap^	3.25 x 13 (S)	3.25 x 13 (L)
Implant Mount	3(S)	3(L)
Bone Profiler	3	3
Analog Mount	3(S)	3(L)
Analog Type	IMMILA	IMMILA

Implant Type: INT3215, IFNT3215, XIFNT3215, BOST3215, BNST3215, T3ST3215		
Implant Diameter: 3.25 mm	Implant Length: 15 mm	
Prolongation	Short	Long
Master Tube	4 mm	4 mm
Tissue Punch	4	4
Cortical Perforator	4(S)	4(L)
Twist Drill/Handle - Side	e / T - 4	g / T - 4
Countersink Drill	3(S)	3(L)
Shaping Drill^	----	----
Shaping Drill^	----	----
Shaping Drill	3.25 x 10 (S)	3.25 x 10 (L)
Shaping Drill	3.25 x 15 (S)	3.25 x 15 (L)
Tap^	3.25 x 15 (S)	3.25 x 15 (L)
Implant Mount	3(S)	3(L)
Bone Profiler	3	3
Analog Mount	3(S)	3(L)
Analog Type	IMMILA	IMMILA

Certain Connection (Non-Platform Switched) – 4 mm

Implant Type: INT485, IFNT485, XIFNT485, BOST485, BNST485, T3ST485		
Implant Diameter: 4 mm	Implant Length: 8.5 mm	
Prolongation	Short	Long
Master Tube	4 mm	4 mm
Tissue Punch	4	4
Cortical Perforator	4(S)	4(L)
Twist Drill/Handle - Side	a / T - 4	c / T - 4
Countersink Drill	4(S)	4(L)
Shaping Drill^	3.25 x 8.5 (S)	3.25 x 8.5 (L)
Shaping Drill^	----	----
Shaping Drill	4 x 8.5 (S)	4 x 8.5 (L)
Shaping Drill	----	----
Tap^	4 x 8.5 (S)	4 x 8.5 (L)
Implant Mount	4(S)	4(L)
Bone Profiler	4	4
Analog Mount	4(S)	4(L)
Analog Type	IILA20	IILA20

Implant Type: INT410, IFNT410, XIFNT410, BOST410, BNST410, T3ST410		
Implant Diameter: 4 mm	Implant Length: 10 mm	
Prolongation	Short	Long
Master Tube	4 mm	4 mm
Tissue Punch	4	4
Cortical Perforator	4(S)	4(L)
Twist Drill/Handle - Side	b/T - 4	d/T - 4
Countersink Drill	4(S)	4(L)
Shaping Drill^	3.25 x 10 (S)	3.25 x 10 (L)
Shaping Drill^	-----	-----
Shaping Drill	4 x 10 (S)	4 x 10 (L)
Shaping Drill	-----	-----
Tap^	4 x 10 (S)	4 x 10 (L)
Implant Mount	4(S)	4(L)
Bone Profiler	4	4
Analog Mount	4(S)	4(L)
Analog Type	IILA20	IILA20

Implant Type: INT411, IFNT411, XIFNT411, BOST411, BNST411, T3ST411		
Implant Diameter: 4 mm	Implant Length: 11.5 mm	
Prolongation	Short	Long
Master Tube	4 mm	4 mm
Tissue Punch	4	4
Cortical Perforator	4(S)	4(L)
Twist Drill/Handle - Side	c/T - 4	e/T - 4
Countersink Drill	4(S)	4(L)
Shaping Drill^	3.25 x 8.5 (S)	3.25 x 11.5 (L)
Shaping Drill^	3.25 x 11.5 (S)	-----
Shaping Drill	4 x 8.5 (S)	4 x 11.5 (L)
Shaping Drill	4 x 11.5 (S)	-----
Tap^	4 x 11.5 (S)	4 x 11.5 (L)
Implant Mount	4(S)	4(L)
Bone Profiler	4	4
Analog Mount	4(S)	4(L)
Analog Type	IILA20	IILA20

Implant Type: INT413, IFNT413, XIFNT413, BOST413, BNST413, T3ST413		
Implant Diameter: 4 mm	Implant Length: 13 mm	
Prolongation	Short	Long
Master Tube	4 mm	4 mm
Tissue Punch	4	4
Cortical Perforator	4(S)	4(L)
Twist Drill / Handle - Side	d / T - 4	f / T - 4
Countersink Drill	4(S)	4(L)
Shaping Drill [^]	3.25 x 10 (S)	3.25 x 13 (L)
Shaping Drill [^]	3.25 x 13 (S)	-----
Shaping Drill	4 x 10 (S)	4 x 13 (L)
Shaping Drill	4 x 13 (S)	-----
Tap [^]	4 x 13 (S)	4 x 13 (L)
Implant Mount	4(S)	4(L)
Bone Profiler	4	4
Analog Mount	4(S)	4(L)
Analog Type	IILA20	IILA20

Implant Type: INT415, IFNT415, XIFNT415 BOST415, BNST415, T3ST415		
Implant Diameter: 4 mm	Implant Length: 15 mm	
Prolongation	Short	Long
Master Tube	4 mm	4 mm
Tissue Punch	4	4
Cortical Perforator	4(S)	4(L)
Twist Drill / Handle - Side	e / T - 4	g / T - 4
Countersink Drill	4(S)	4(L)
Shaping Drill [^]	3.25 x 10 (S)	3.25 x 13 (L)
Shaping Drill [^]	3.25 x 15 (S)	-----
Shaping Drill	4 x 10 (S)	4 x 10 (L)
Shaping Drill	4 x 15 (S)	4 x 15 (L)
Tap [^]	4 x 15 (S)	4 x 15 (L)
Implant Mount	4(S)	4(L)
Bone Profiler	4	4
Analog Mount	4(S)	4(L)
Analog Type	IILA20	IILA20

Certain Connection (Non-Platform Switched) – 5 mm

Implant Type: INT585, IFNT585, XIFNT585, BOST585, BNST585, T3ST585		
Implant Diameter: 5 mm	Implant Length: 8.5 mm	
Prolongation	Short	Long
Master Tube	5 mm	5 mm
Tissue Punch	5	5
Cortical Perforator	5(S)	5(L)
Twist Drill / Handle - Side	a / T - 5	c / T - 5
Countersink Drill	5(S)	5(L)
Shaping Drill^	4 x 8.5 (S) / R*	4 x 8.5 (L) / R*
Shaping Drill^	-----	-----
Shaping Drill	5 x 8.5 (S)	5 x 8.5 (L)
Shaping Drill	-----	-----
Tap^	5 x 8.5 (S)	5 x 8.5 (L)
Implant Mount	5(S)	5(L)
Bone Profiler	5	5
Analog Mount	5(S)	5(L)
Analog Type	IILAW5	IILAW5

Implant Type: INT510, IFNT510, XIFNT510, BOST510, BNST510, T3ST510		
Implant Diameter: 5 mm	Implant Length: 10 mm	
Prolongation	Short	Long
Master Tube	5 mm	5 mm
Tissue Punch	5	5
Cortical Perforator	5(S)	5(L)
Twist Drill / Handle - Side	b / T - 5	d / T - 5
Countersink Drill	5(S)	5(L)
Shaping Drill^	4 x 10 (S) / R*	4 x 10 (L) / R*
Shaping Drill^	-----	-----
Shaping Drill	5 x 10 (S)	5 x 10 (L)
Shaping Drill	-----	-----
Tap^	5 x 10 (S)	5 x 10 (L)
Implant Mount	5(S)	5(L)
Bone Profiler	5	5
Analog Mount	5(S)	5(L)
Analog Type	IILAW5	IILAW5

Implant Type: INT511, IFNT511, XIFNT511, BOST511, BNST511, T3ST511		
Implant Diameter: 5 mm	Implant Length: 11.5 mm	
Prolongation	Short	Long
Master Tube	5 mm	5 mm
Tissue Punch	5	5
Cortical Perforator	5(S)	5(L)
Twist Drill / Handle - Side	c / T - 5	e / T - 5
Countersink Drill	5(S)	5(L)
Shaping Drill^	4 x 11.5 (S) / R*	4 x 11.5 (L) / R*
Shaping Drill^	-----	-----
Shaping Drill	5 x 8.5 (S)	5 x 11.5 (L)
Shaping Drill	5 x 11.5 (S)	-----
Tap^	5 x 11.5 (S)	5 x 11.5 (L)
Implant Mount	5(S)	5(L)
Bone Profiler	5	5
Analog Mount	5(S)	5(L)
Analog Type	IILAW5	IILAW5

Implant Type: INT513, IFNT513, XIFNT513, BOST513, BNST513, T3ST513		
Implant Diameter: 5 mm	Implant Length: 13 mm	
Prolongation	Short	Long
Master Tube	5 mm	5 mm
Tissue Punch	5	5
Cortical Perforator	5(S)	5(L)
Twist Drill / Handle - Side	d / T - 5	f / T - 5
Countersink Drill	5(S)	5(L)
Shaping Drill^	4 x 13 (S) / R*	4 x 13 (L) / R*
Shaping Drill^	-----	-----
Shaping Drill	5 x 10 (S)	5 x 13 (L)
Shaping Drill	5 x 13 (S)	-----
Tap^	5 x 13 (S)	5 x 13 (L)
Implant Mount	5(S)	5(L)
Bone Profiler	5	5
Analog Mount	5(S)	5(L)
Analog Type	IILAW5	IILAW5

Implant Type: INT515, IFNT515, XIFNT515, BOST515, BNST515, T3ST515		
Implant Diameter: 5 mm	Implant Length: 15 mm	
Prolongation	Short	Long
Master Tube	5 mm	5 mm
Tissue Punch	5	5
Cortical Perforator	5(S)	5(L)
Twist Drill / Handle - Side	e / T - 5	g / T - 5
Countersink Drill	5(S)	5(L)
Shaping Drill^	4 x 11.5 (S) / R*	4 x 15 (L) / R*
Shaping Drill^	4 x 15 (S) / R*	-----
Shaping Drill	5 x 10 (S)	5 x 10 (L)
Shaping Drill	5 x 15 (S)	5 x 15 (L)
Tap^	5 x 15 (S)	5 x 15 (L)
Implant Mount	5(S)	5(L)
Bone Profiler	5	5
Analog Mount	5(S)	5(L)
Analog Type	IILAW5	IILAW5

Certain Connection (Platform Switched) PREVAIL – 4/3 mm

Implant Type: XIITP4385, BOPT4385, BNPT4385, T3PT4385		
Implant Diameter: 4/3 mm	Implant Length: 8.5 mm	
Prolongation	Short	Long
Master Tube	4 mm	4 mm
Tissue Punch	4	4
Cortical Perforator	4(S)	4(L)
Twist Drill / Handle - Side	a / T - 4	c / T - 4
Countersink Drill	4(S)	4(L)
Shaping Drill^	3.25 x 8.5 (S)	3.25 x 8.5 (L)
Shaping Drill^	-----	-----
Shaping Drill	4 x 8.5 (S)	4 x 8.5 (L)
Shaping Drill	-----	-----
Tap^	4 x 8.5 (S)	4 x 8.5 (L)
Implant Mount	3(S)	3(L)
Bone Profiler	-----	-----
Analog Mount	3(S)	3(L)
Analog Type	IMMILA	IMMILA

Implant Type: XIITP4310, BOPT4310, BNPT4310, T3PT4310		
Implant Diameter: 4/3 mm	Implant Length: 10 mm	
Prolongation	Short	Long
Master Tube	4 mm	4 mm
Tissue Punch	4	4
Cortical Perforator	4(S)	4(L)
Twist Drill / Handle - Side	b / T - 4	d / T - 4
Countersink Drill	4(S)	4(L)
Shaping Drill^	3.25 x 10 (S)	3.25 x 10 (L)
Shaping Drill^	-----	-----
Shaping Drill	4 x 10 (S)	4 x 10 (L)
Shaping Drill	-----	-----
Tap^	4 x 10 (S)	4 x 10 (L)
Implant Mount	3(S)	3(L)
Bone Profiler	-----	-----
Analog Mount	3(S)	3(L)
Analog Type	IMMILA	IMMILA

Implant Type: XIITP4311, BOPT4311, BNPT4311, T3PT4311		
Implant Diameter: 4/3 mm	Implant Length: 11.5 mm	
Prolongation	Short	Long
Master Tube	4 mm	4 mm
Tissue Punch	4	4
Cortical Perforator	4(S)	4(L)
Twist Drill / Handle - Side	c / T - 4	e / T - 4
Countersink Drill	4(S)	4(L)
Shaping Drill^	3.25 x 8.5 (S)	3.25 x 11.5 (L)
Shaping Drill^	3.25 x 11.5 (S)	-----
Shaping Drill	4 x 8.5 (S)	4 x 11.5 (L)
Shaping Drill	4 x 11.5 (S)	-----
Tap^	4 x 11.5 (S)	4 x 11.5 (L)
Implant Mount	3(S)	3(L)
Bone Profiler	-----	-----
Analog Mount	3(S)	3(L)
Analog Type	IMMILA	IMMILA

Implant Type: XIITP4313, BOPT4313, BNPT4313, T3PT4313		
Implant Diameter: 4/3 mm	Implant Length: 13 mm	
Prolongation	Short	Long
Master Tube	4 mm	4 mm
Tissue Punch	4	4
Cortical Perforator	4(S)	4(L)
Twist Drill / Handle - Side	d / T - 4	f / T - 4
Countersink Drill	4(S)	4(L)
Shaping Drill^	3.25 x 10 (S)	3.25 x 13 (L)
Shaping Drill^	3.25 x 13 (S)	-----
Shaping Drill	4 x 10 (S)	4 x 13 (L)
Shaping Drill	4 x 13 (S)	-----
Tap^	4 x 13 (S)	4 x 13 (L)
Implant Mount	3(S)	3(L)
Bone Profiler	-----	-----
Analog Mount	3(S)	3(L)
Analog Type	IMMILA	IMMILA

Implant Type: XIITP4315, BOPT4315, BNPT4315, T3PT4315		
Implant Diameter: 4/3 mm	Implant Length: 15 mm	
Prolongation	Short	Long
Master Tube	4 mm	4 mm
Tissue Punch	4	4
Cortical Perforator	4(S)	4(L)
Twist Drill / Handle - Side	e / T - 4	g / T - 4
Countersink Drill	4(S)	4(L)
Shaping Drill^	3.25 x 10 (S)	3.25 x 13 (L)
Shaping Drill^	3.25 x 15 (S)	-----
Shaping Drill	4 x 10 (S)	4 x 10 (L)
Shaping Drill	4 x 15 (S)	4 x 15 (L)
Tap^	4 x 15 (S)	4 x 15 (L)
Implant Mount	3(S)	3(L)
Bone Profiler	-----	-----
Analog Mount	3(S)	3(L)
Analog Type	IMMILA	IMMILA

Certain Connection (Platform Switched) – 5/4 mm

Implant Type: XIITP5485, BOPT5485, BNPT5485, T3PT5485		
Implant Diameter: 5/4 mm	Implant Length: 8.5 mm	
Prolongation	Short	Long
Master Tube	5 mm	5 mm
Tissue Punch	5	5
Cortical Perforator	5(S)	5(L)
Twist Drill / Handle - Side	a / T - 5	c / T - 5
Countersink Drill	5(S)	5(L)
Shaping Drill^	4 x 8.5 (S) / R*	4 x 8.5 (L) / R*
Shaping Drill^	-----	-----
Shaping Drill	5 x 8.5 (S)	5 x 8.5 (L)
Shaping Drill	-----	-----
Tap^	5 x 8.5 (S)	5 x 8.5 (L)
Implant Mount	5(S)	5(L)
Bone Profiler	5	5
Analog Mount	5(S)	5(L)
Analog Type	IILA20	IILA20

Implant Type: XIITP5410, BOPT5410, BNPT5410, T3PT5410		
Implant Diameter: 5/4 mm	Implant Length: 10 mm	
Prolongation	Short	Long
Master Tube	5 mm	5 mm
Tissue Punch	5	5
Cortical Perforator	5(S)	5(L)
Twist Drill / Handle - Side	b / T - 5	d / T - 5
Countersink Drill	5(S)	5(L)
Shaping Drill^	4 x 10 (S) / R*	4 x 10 (L) / R*
Shaping Drill^	-----	-----
Shaping Drill	5 x 10 (S)	5 x 10 (L)
Shaping Drill	-----	-----
Tap^	5 x 10 (S)	5 x 10 (L)
Implant Mount	5(S)	5(L)
Bone Profiler	5	5
Analog Mount	5(S)	5(L)
Analog Type	IILA20	IILA20

Implant Type: XIITP5411, BOPT5411, BNPT5411, T3PT5411		
Implant Diameter: 5/4 mm	Implant Length: 11.5 mm	
Prolongation	Short	Long
Master Tube	5 mm	5 mm
Tissue Punch	5	5
Cortical Perforator	5(S)	5(L)
Twist Drill / Handle - Side	c / T - 5	e / T - 5
Countersink Drill	5(S)	5(L)
Shaping Drill^	4 x 11.5 (S) / R*	4 x 11.5 (L) / R*
Shaping Drill^	-----	-----
Shaping Drill	5 x 8.5 (S)	5 x 11.5 (L)
Shaping Drill	5 x 11.5 (S)	-----
Tap^	5 x 11.5 (S)	5 x 11.5 (L)
Implant Mount	5(S)	5(L)
Bone Profiler	5	5
Analog Mount	5(S)	5(L)
Analog Type	IILA20	IILA20

Implant Type: XIITP5413, BOPT5413, BNPT5413, T3PT5413		
Implant Diameter: 5/4 mm	Implant Length: 13 mm	
Prolongation	Short	Long
Master Tube	5 mm	5 mm
Tissue Punch	5	5
Cortical Perforator	5(S)	5(L)
Twist Drill / Handle - Side	d / T - 5	f / T - 5
Countersink Drill	5(S)	5(L)
Shaping Drill^	4 x 13 (S) / R*	4 x 13 (L) / R*
Shaping Drill^	-----	-----
Shaping Drill	5 x 10 (S)	5 x 13 (L)
Shaping Drill	5 x 13 (S)	-----
Tap^	5 x 13 (S)	5 x 13 (L)
Implant Mount	5(S)	5(L)
Bone Profiler	5	5
Analog Mount	5(S)	5(L)
Analog Type	IILA20	IILA20

Implant Type: XIITP5415, BOPT5413, BNPT5415, T3PT5415		
Implant Diameter: 5/4 mm	Implant Length: 15 mm	
Prolongation	Short	Long
Master Tube	5 mm	5 mm
Tissue Punch	5	5
Cortical Perforator	5(S)	5(L)
Twist Drill / Handle - Side	e / T - 5	g / T - 5
Countersink Drill	5(S)	5(L)
Shaping Drill^	4 x 11.5 (S) / R*	4 x 15 (L) / R*
Shaping Drill^	4 x 15 (S) / R*	-----
Shaping Drill	5 x 10 (S)	5 x 10 (L)
Shaping Drill	5 x 15 (S)	5 x 15 (L)
Tap^	5 x 15 (S)	5 x 15 (L)
Implant Mount	5(S)	5(L)
Bone Profiler	5	5
Analog Mount	5(S)	5(L)
Analog Type	IILA20	IILA20

Appendix B: T3 PRO Surgical Protocols Optimized for Increased Torque

The charts below show the optimized protocol designed specifically for T3 PRO. This protocol has been developed to take advantage of the unique macro design of the T3 PRO, enabling higher final seating torque. Clinicians can switch from the standard protocol (outlined in Appendix A) to this optimized protocol during surgery, based on the clinical scenario and when a higher insertion torque is desired.

The charts are organized by implant diameter, length, and type (Non-Platform Switched and Platform Switched). Within each chart are the protocols for the short and long prolongation stack-ups. The following rules apply:

*R designates that the Reduction Handle must be used during this step.

Certain Connection – 3.25 mm

Implant Type: T3ST3285		
Implant Diameter: 3.25 mm	Implant Length: 8.5 mm	
Prolongation	Short	Long
Master Tube	4 mm	4 mm
Tissue Punch	4	4
Cortical Perforator	4(S)	4(L)
Twist Drill / Handle - Side	a / T - 4	c / T - 4
Countersink Drill	3(S)	3(L)
Shaping Drill	-----	-----
Shaping Drill	-----	-----
Implant Mount	3(S)	3(L)
Bone Profiler	3	3
Analog Mount	3(S)	3(L)
Analog Type	IMMILA	IMMILA

Implant Type: T3ST3210		
Implant Diameter: 3.25 mm	Implant Length: 10 mm	
Prolongation	Short	Long
Master Tube	4 mm	4 mm
Tissue Punch	4	4
Cortical Perforator	4(S)	4(L)
Twist Drill / Handle - Side	b / T - 4	d / T - 4
Countersink Drill	3(S)	3(L)
Shaping Drill	-----	-----
Shaping Drill	-----	-----
Implant Mount	3(S)	3(L)
Bone Profiler	3	3
Analog Mount	3(S)	3(L)
Analog Type	IMMILA	IMMILA

Implant Type: T3ST3211		
Implant Diameter: 3.25 mm	Implant Length: 11.5 mm	
Prolongation	Short	Long
Master Tube	4 mm	4 mm
Tissue Punch	4	4
Cortical Perforator	4(S)	4(L)
Twist Drill / Handle - Side	c / T - 4	e / T - 4
Countersink Drill	3(S)	3(L)
Shaping Drill	----	----
Shaping Drill	----	----
Implant Mount	3(S)	3(L)
Bone Profiler	3	3
Analog Mount	3(S)	3(L)
Analog Type	IMMILA	IMMILA

Implant Type: T3ST3213		
Implant Diameter: 3.25 mm	Implant Length: 13 mm	
Prolongation	Short	Long
Master Tube	4 mm	4 mm
Tissue Punch	4	4
Cortical Perforator	4(S)	4(L)
Twist Drill / Handle - Side	d / T - 4	f / T - 4
Countersink Drill	3(S)	3(L)
Shaping Drill	----	----
Shaping Drill	----	----
Implant Mount	3(S)	3(L)
Bone Profiler	3	3
Analog Mount	3(S)	3(L)
Analog Type	IMMILA	IMMILA

Implant Type: T3ST3215		
Implant Diameter: 3.25 mm	Implant Length: 15 mm	
Prolongation	Short	Long
Master Tube	4 mm	4 mm
Tissue Punch	4	4
Cortical Perforator	4(S)	4(L)
Twist Drill / Handle - Side	e / T - 4	g / T - 4
Countersink Drill	3(S)	3(L)
Shaping Drill	----	----
Shaping Drill	----	----
Implant Mount	3(S)	3(L)
Bone Profiler	3	3
Analog Mount	3(S)	3(L)
Analog Type	IMMILA	IMMILA

Certain Connection – 4 mm

Implant Type: T3ST485		
Implant Diameter: 4 mm	Implant Length: 8.5 mm	
Prolongation	Short	Long
Master Tube	4 mm	4 mm
Tissue Punch	4	4
Cortical Perforator	4(S)	4(L)
Twist Drill / Handle - Side	a / T - 4	c / T - 4
Countersink Drill	4(S)	4(L)
Shaping Drill	3.25 x 8.5 (S)	3.25 x 8.5 (L)
Shaping Drill	-----	-----
Implant Mount	4(S)	4(L)
Bone Profiler	4	4
Analog Mount	4(S)	4(L)
Analog Type	IILA20	IILA20

Implant Type: T3ST410		
Implant Diameter: 4 mm	Implant Length: 10 mm	
Prolongation	Short	Long
Master Tube	4 mm	4 mm
Tissue Punch	4	4
Cortical Perforator	4(S)	4(L)
Twist Drill / Handle - Side	b / T - 4	d / T - 4
Countersink Drill	4(S)	4(L)
Shaping Drill	3.25 x 10 (S)	3.25 x 10 (L)
Shaping Drill	-----	-----
Implant Mount	4(S)	4(L)
Bone Profiler	4	4
Analog Mount	4(S)	4(L)
Analog Type	IILA20	IILA20

Implant Type: T3ST411		
Implant Diameter: 4 mm	Implant Length: 11.5 mm	
Prolongation	Short	Long
Master Tube	4 mm	4 mm
Tissue Punch	4	4
Cortical Perforator	4(S)	4(L)
Twist Drill / Handle - Side	c / T - 4	e / T - 4
Countersink Drill	4(S)	4(L)
Shaping Drill	3.25 x 8.5 (S)	3.25 x 11.5 (L)
Shaping Drill	3.25 x 11.5 (S)	-----
Implant Mount	4(S)	4(L)
Bone Profiler	4	4
Analog Mount	4(S)	4(L)
Analog Type	IILA20	IILA20

Implant Type: T3ST413		
Implant Diameter: 4 mm	Implant Length: 13 mm	
Prolongation	Short	Long
Master Tube	4 mm	4 mm
Tissue Punch	4	4
Cortical Perforator	4(S)	4(L)
Twist Drill / Handle - Side	d / T - 4	f / T - 4
Countersink Drill	4(S)	4(L)
Shaping Drill	3.25 x 10 (S)	3.25 x 13 (L)
Shaping Drill	3.25 x 13 (S)	-----
Implant Mount	4(S)	4(L)
Bone Profiler	4	4
Analog Mount	4(S)	4(L)
Analog Type	IILA20	IILA20

Implant Type: T3ST415		
Implant Diameter: 4 mm	Implant Length: 15 mm	
Prolongation	Short	Long
Master Tube	4 mm	4 mm
Tissue Punch	4	4
Cortical Perforator	4(S)	4(L)
Twist Drill / Handle - Side	e / T - 4	g / T - 4
Countersink Drill	4(S)	4(L)
Shaping Drill	3.25 x 10 (S)	3.25 x 10 (L)
Shaping Drill	3.25 x 15 (S)	3.25 x 15 (L)
Implant Mount	4(S)	4(L)
Bone Profiler	4	4
Analog Mount	4(S)	4(L)
Analog Type	IILA20	IILA20

Certain Connection – 5 mm

Implant Type: T3ST585		
Implant Diameter: 5 mm	Implant Length: 8.5 mm	
Prolongation	Short	Long
Master Tube	5 mm	5 mm
Tissue Punch	5	5
Cortical Perforator	5(S)	5(L)
Twist Drill / Handle - Side	a / T - 5	c / T - 5
Countersink Drill	5(S)	5(L)
Shaping Drill	4 x 8.5 (S)/R*	4 x 8.5 (L)/R*
Shaping Drill	-----	-----
Implant Mount	5(S)	5(L)
Bone Profiler	5	5
Analog Mount	5(S)	5(L)
Analog Type	IILAW5	IILAW5

Implant Type: T3ST510		
Implant Diameter: 5 mm	Implant Length: 10 mm	
Prolongation	Short	Long
Master Tube	5 mm	5 mm
Tissue Punch	5	5
Cortical Perforator	5(S)	5(L)
Twist Drill / Handle - Side	b / T - 5	d / T - 5
Countersink Drill	5(S)	5(L)
Shaping Drill	4 x 10 (S)/R*	4 x 10 (L)/R*
Shaping Drill	-----	-----
Implant Mount	5(S)	5(L)
Bone Profiler	5	5
Analog Mount	5(S)	5(L)
Analog Type	IILAW5	IILAW5

Implant Type: T3ST511		
Implant Diameter: 5 mm	Implant Length: 11.5 mm	
Prolongation	Short	Long
Master Tube	5 mm	5 mm
Tissue Punch	5	5
Cortical Perforator	5(S)	5(L)
Twist Drill / Handle - Side	c / T - 5	e / T - 5
Countersink Drill	5(S)	5(L)
Shaping Drill	4 x 8.5 (S)/R*	4 x 11.5 (L)/R*
Shaping Drill	4 x 11.5 (S)/R*	-----
Implant Mount	5(S)	5(L)
Bone Profiler	5	5
Analog Mount	5(S)	5(L)
Analog Type	IILAW5	IILAW5

Implant Type: T3ST513		
Implant Diameter: 5 mm	Implant Length: 13 mm	
Prolongation	Short	Long
Master Tube	5 mm	5 mm
Tissue Punch	5	5
Cortical Perforator	5(S)	5(L)
Twist Drill / Handle - Side	d / T - 5	f / T - 5
Countersink Drill	5(S)	5(L)
Shaping Drill	4 x 10 (S)/R*	4 x 13 (L)/R*
Shaping Drill	4 x 13 (S)/R*	-----
Implant Mount	5(S)	5(L)
Bone Profiler	5	5
Analog Mount	5(S)	5(L)
Analog Type	IILAW5	IILAW5

Implant Type: T3ST515		
Implant Diameter: 5 mm	Implant Length: 15 mm	
Prolongation	Short	Long
Master Tube	5 mm	5 mm
Tissue Punch	5	5
Cortical Perforator	5(S)	5(L)
Twist Drill / Handle - Side	e / T - 5	g / T - 5
Countersink Drill	5(S)	5(L)
Shaping Drill	4 x 10 (S)/R*	4 x 10 (L)/R*
Shaping Drill	4 x 15 (S)/R*	4 x 15 (L)/R*
Implant Mount	5(S)	5(L)
Bone Profiler	5	5
Analog Mount	5(S)	5(L)
Analog Type	IILAW5	IILAW5

Certain Connection (Platform Switched) – 4/3 mm

Implant Type: T3PT4385		
Implant Diameter: 4/3 mm	Implant Length: 8.5 mm	
Prolongation	Short	Long
Master Tube	4 mm	4 mm
Tissue Punch	4	4
Cortical Perforator	4(S)	4(L)
Twist Drill / Handle - Side	a / T - 4	c / T - 4
Countersink Drill	4(S)	4(L)
Shaping Drill	3.25 x 8.5 (S)	3.25 x 8.5 (L)
Shaping Drill	-----	-----
Implant Mount	3(S)	3(L)
Bone Profiler	-----	-----
Analog Mount	3(S)	3(L)
Analog Type	IMMILA	IMMILA

Implant Type: T3ST513		
Implant Diameter: 4/3 mm	Implant Length: 10 mm	
Prolongation	Short	Long
Master Tube	4 mm	4 mm
Tissue Punch	4	4
Cortical Perforator	4(S)	4(L)
Twist Drill / Handle - Side	b / T - 4	d / T - 4
Countersink Drill	4(S)	4(L)
Shaping Drill	3.25 x 10 (S)	3.25 x 10 (L)
Shaping Drill	-----	-----
Implant Mount	3(S)	3(L)
Bone Profiler	-----	-----
Analog Mount	3(S)	3(L)
Analog Type	IMMILA	IMMILA

Implant Type: T3PT4311		
Implant Diameter: 4/3 mm	Implant Length: 11.5 mm	
Prolongation	Short	Long
Master Tube	4 mm	4 mm
Tissue Punch	4	4
Cortical Perforator	4(S)	4(L)
Twist Drill / Handle - Side	c / T - 4	e / T - 4
Countersink Drill	4(S)	4(L)
Shaping Drill	3.25 x 8.5 (S)	3.25 x 11.5 (L)
Shaping Drill	3.25 x 11.5 (S)	-----
Implant Mount	3(S)	3(L)
Bone Profiler	-----	-----
Analog Mount	3(S)	3(L)
Analog Type	IMMILA	IMMILA

Implant Type: T3PT4313		
Implant Diameter: 4/3 mm	Implant Length: 13 mm	
Prolongation	Short	Long
Master Tube	4 mm	4 mm
Tissue Punch	4	4
Cortical Perforator	4(S)	4(L)
Twist Drill / Handle - Side	d / T - 4	f / T - 4
Countersink Drill	4(S)	4(L)
Shaping Drill	3.25 x 10 (S)	3.25 x 13 (L)
Shaping Drill	3.25 x 13 (S)	-----
Implant Mount	3(S)	3(L)
Bone Profiler	-----	-----
Analog Mount	3(S)	3(L)
Analog Type	IMMILA	IMMILA

Implant Type: T3ST513		
Implant Diameter: 4/3 mm	Implant Length: 15 mm	
Prolongation	Short	Long
Master Tube	4 mm	4 mm
Tissue Punch	4	4
Cortical Perforator	4(S)	4(L)
Twist Drill / Handle - Side	e / T - 4	g / T - 4
Countersink Drill	4(S)	4(L)
Shaping Drill	3.25 x 10 (S)	3.25 x 10 (L)
Shaping Drill	3.25 x 15 (S)	3.25 x 15 (L)
Implant Mount	3(S)	3(L)
Bone Profiler	-----	-----
Analog Mount	3(S)	3(L)
Analog Type	IMMILA	IMMILA

Certain Connection (Platform Switched) – 5/4 mm

Implant Type: T3PT5485		
Implant Diameter: 5/4 mm	Implant Length: 8.5 mm	
Prolongation	Short	Long
Master Tube	5 mm	5 mm
Tissue Punch	5	5
Cortical Perforator	5(S)	5(L)
Twist Drill / Handle - Side	a / T -5	c / T - 5
Countersink Drill	5(S)	5(L)
Shaping Drill	4 x 8.5 (S)/R*	4 x 8.5 (L)/R*
Shaping Drill	-----	-----
Implant Mount	5(S)	5(L)
Bone Profiler	5	5
Analog Mount	5(S)	5(L)
Analog Type	IILA20	IILA20

Implant Type: T3PT5410		
Implant Diameter: 5/4 mm	Implant Length: 10 mm	
Prolongation	Short	Long
Master Tube	5 mm	5 mm
Tissue Punch	5	5
Cortical Perforator	5(S)	5(L)
Twist Drill / Handle - Side	b / T -5	d / T - 5
Countersink Drill	5(S)	5(L)
Shaping Drill	4 x 10 (S)/R*	4 x 10 (L)/R*
Shaping Drill	-----	-----
Implant Mount	5(S)	5(L)
Bone Profiler	5	5
Analog Mount	5(S)	5(L)
Analog Type	IILA20	IILA20

Implant Type: T3PT5411		
Implant Diameter: 5/4 mm	Implant Length: 11.5 mm	
Prolongation	Short	Long
Master Tube	5 mm	5 mm
Tissue Punch	5	5
Cortical Perforator	5(S)	5(L)
Twist Drill / Handle - Side	c / T -5	e / T - 5
Countersink Drill	5(S)	5(L)
Shaping Drill	4 x 8.5 (S)/R*	4 x 11.5 (L)/R*
Shaping Drill	4 x 11.5 (S)/R*	-----
Implant Mount	5(S)	5(L)
Bone Profiler	5	5
Analog Mount	5(S)	5(L)
Analog Type	IILA20	IILA20

Implant Type: T3PT5413		
Implant Diameter: 5/4 mm	Implant Length: 13 mm	
Prolongation	Short	Long
Master Tube	5 mm	5 mm
Tissue Punch	5	5
Cortical Perforator	5(S)	5(L)
Twist Drill / Handle - Side	d / T -5	f / T - 5
Countersink Drill	5(S)	5(L)
Shaping Drill	4 x 13 (S)/R*	4 x 13 (L)/R*
Shaping Drill	4 x 11.5 (S)/R*	-----
Implant Mount	5(S)	5(L)
Bone Profiler	5	5
Analog Mount	5(S)	5(L)
Analog Type	IILA20	IILA20

Implant Type: T3PT5415		
Implant Diameter: 5/4 mm	Implant Length: 15 mm	
Prolongation	Short	Long
Master Tube	5 mm	5 mm
Tissue Punch	5	5
Cortical Perforator	5(S)	5(L)
Twist Drill / Handle - Side	e / T -5	g / T - 5
Countersink Drill	5(S)	5(L)
Shaping Drill	4 x 10 (S)/R*	4 x 10 (L)/R*
Shaping Drill	4 x 15 (S)/R*	4 x 15 (L)/R*
Implant Mount	5(S)	5(L)
Bone Profiler	5	5
Analog Mount	5(S)	5(L)
Analog Type	IILA20	IILA20



For more information, visit [ZimVie.com](https://www.zimvie.com)

ZimVie
4555 Riverside Drive
Palm Beach Gardens, FL 33410
1-800-342-5454
Phone: +1-561-776-6700
Fax: +1-561-776-1272



Unless otherwise indicated, as referenced herein, all trademarks and intellectual property rights are the property of ZimVie Inc. or an affiliate; and all products are manufactured by one or more of the dental subsidiaries of ZimVie Inc. (Biomet 3i, LLC, Zimmer Dental, Inc., etc.) and marketed and distributed by ZimVie Dental and its authorized marketing partners. For additional product information, please refer to the individual product labeling or instructions for use. Product clearance and availability may be limited to certain countries/regions. This material is intended for clinicians only and does not comprise medical advice or recommendations. Distribution to any other recipient is prohibited. This material may not be copied or reprinted without the express written consent of ZimVie Inc. ZVINST0226 REV B 05/24 ©2024 ZimVie Inc. All rights reserved.

